


APPENDIX 4
Detector Speeds Before Period

A4 Figure 1. Test Ramp: Detector A Speeds December 1998.



A4 Figure 2. Test Ramp: Detector A Speeds January 1999.



A4 Figure 3. Test Ramp: Detector A Speeds February 1999.



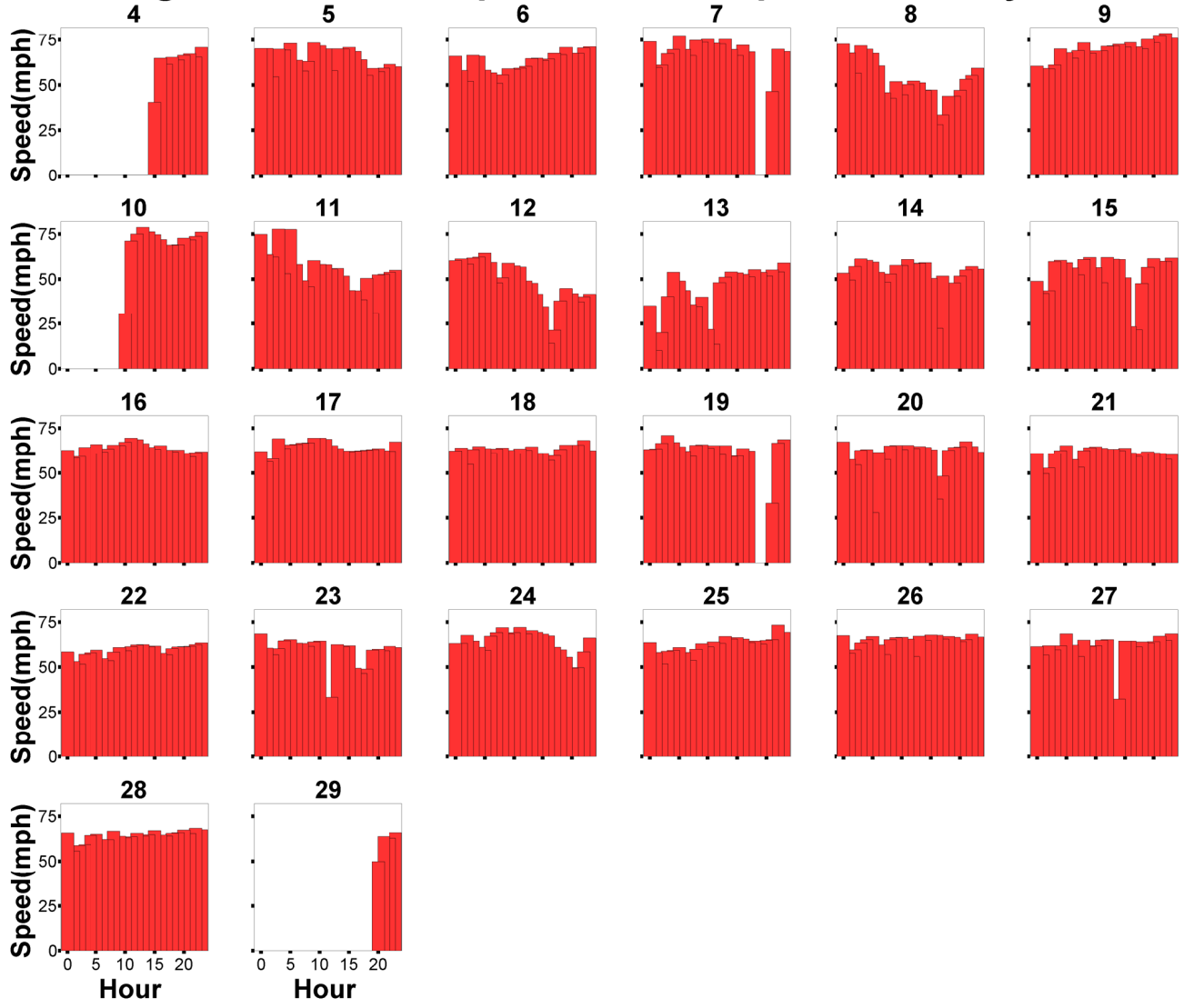
A4 Figure 4. Test Ramp: Detector A Speeds March 1999.



A4 Figure 5. Test Ramp: Detector B Speeds December 1998.



A4 Figure 6. Test Ramp: Detector B Speeds January 1999.



A4 Figure 7. Test Ramp: Detector B Speeds February 1999.



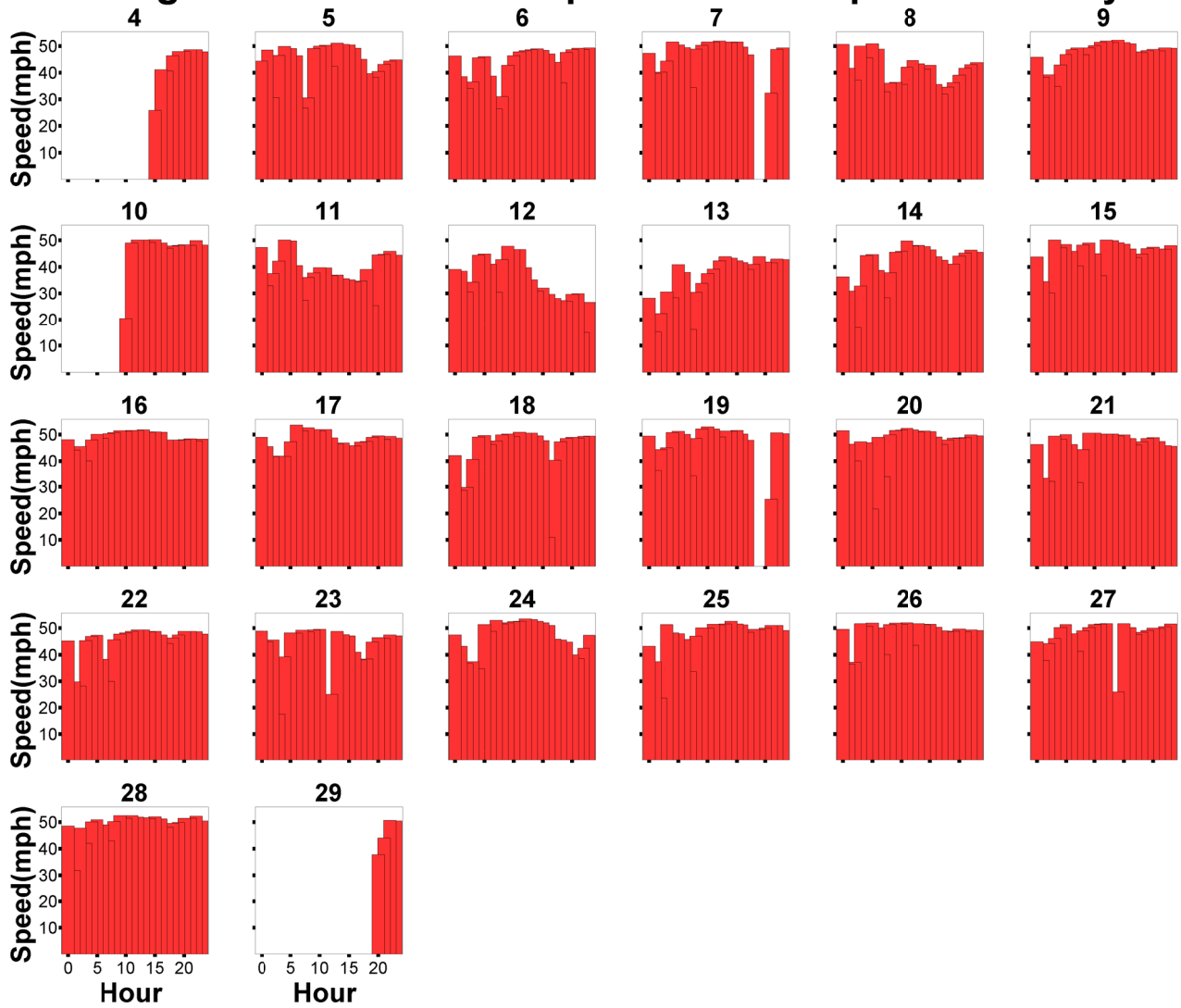
A4 Figure 8. Test Ramp: Detector B Speeds March 1999.




A4 Figure 9. Control Ramp: Detector C Speeds December 1998.




A4 Figure 10. Control Ramp: Detector C Speeds January 1999.




A4 Figure 11. Control Ramp: Detector C Speeds February 1999.




A4 Figure 12. Control Ramp: Detector C Speeds March 1999.



A4 Figure 13. Control Ramp: Detector D Speeds December 1998.



A4 Figure 14. Control Ramp: Detector D Speeds January 1999.



A4 Figure 15. Control Ramp: Detector D Speeds February 1999.



A4 Figure 16. Control Ramp: Detector D Speeds March 1999.

